



DH07

REAL GEAR FOR REAL GAMERS

PRODUCT NAME

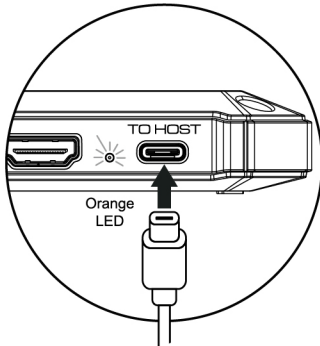
DH07 (SLIM 7-PORT DOCKING HUB)

SYSTEM REQUIREMENTS

- Windows 10
- macOS 11.0 or higher

INSTRUCTION

Connect to your host computer through a USB Type-C port with the designated cable from the package. The all ports are automatically detected by inserting the connector or device.



NOTIONS

- If you have the delay or sudden restart of DH07 as different devices are running simultaneously, You must connect a power adapter to the power delivery port of DH07 to solve the problem.
- Not all USB Type-C can apply for extending or synchronizing the monitor signals. Before using the HDMI function, please make sure that the USB Type-C of your device can support the function.
- Please use the designated cable from the package to connect the COUGAR docking unit.
- If you want to make both HDMI outputs in 4K/60Hz simultaneously, the computer needs to feature USB Gen 2.

CONTENTS

- COUGAR DH07 Docking Hub Unit
- Designated USB Type-C to Type-C Cable, 30cm Length
- User Manual

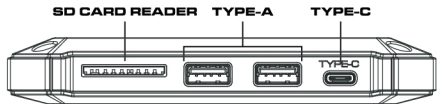
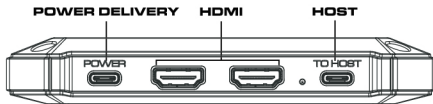
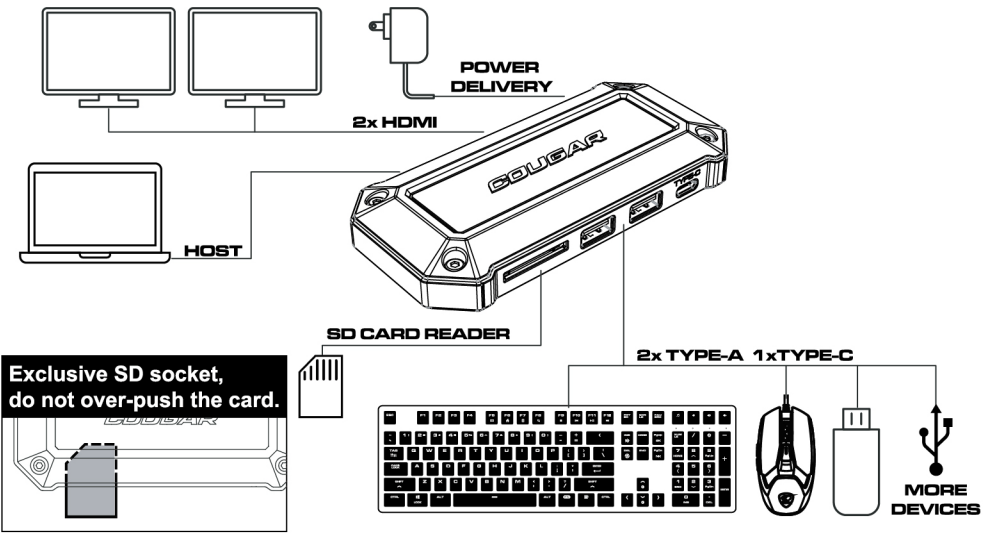
WARRANTY INFORMATION

Please fill in relevant information to ensure your legal rights:

User name:
Contact:

Seller name:
Contact:

Warranty:



Function	Description	
Power ^A	Power Delivery Only The port connects by the power adapter through USB Type-C, and the maximum wattage is up to 90W.	
HDMI2 ^B	HDMI X 2 With a single connection, the display is up to 4K/60Hz. With the dual HDMI connection, the displays are up to 4K/30Hz.	
To Host ^B	Host Computer Linkage Only The port connects to your computer.	
SD Card Reader		The reader supports SD, SDHC/XC card with UHS-I specification.
USB Type-A	Gen.2	X 2, USB 3.1
USB Type-C	Gen.2	Data Transfer Only X 1, USB 3.1

^A Power adapter does not include in the standard package.

^B Not all USB Type-C ports support the complete functionality of the USB Type-C standard. USB Type-C host computer may not support extended display to external monitors.