



SPETTRO

BLUETOOTH ACTIVE N.C. HEADSET

FEATURES

特点, 特點

ENGLISH

- Convenient Bluetooth 5.0 Wireless Connection
- 40mm Hi-Res Titanium Drivers
- 3.5mm Wire Connection with Mic for Lag-Free Experience
- Active Noise Cancellation for Soundproofing
- Ambient Sound Amplification
- Fusion Earpads: Cloth Fabric and Leather
- Spinnable and Foldable Mechanism for Easy Commute
- 14-hour Operation, Quick Charge 15 mins for 1.5 hrs

RUSSIAN

- Удобное беспроводное соединение Bluetooth 5.0
- 40-мм титановые драйверы высокого разрешения
- Аудиокабель 3,5 мм без задержек с микрофоном
- Активное шумоподавление для звукоизоляции
- Усиление окружающего звука
- Амбушюры Fusion: ткань и кожа
- Вращающийся и складной механизм для удобства поездок на работу
- 14 часов работы, быстрая зарядка 15 минут в течение 1,5 часов

ESPAÑOL

- Conveniente conexión inalámbrica Bluetooth 5.0
- Controladores de titanio de alta resolución de 40 mm
- Cable de audio de 3,5 mm sin retrasos con micrófono
- Cancelación activa de ruido para insonorización
- Amplificación de sonido ambiental
- Almohadillas Fusion: tela y cuero
- Mecanismo giratorio y plegable para facilitar el viaje
- Operación de 14 horas, carga rápida de 15 minutos durante 1,5 horas

DEUTSCH

- Bequeme drahtlose Bluetooth 5.0-Verbindung
- 40-mm-Hi-Res-Titan-Treiber
- Verzögerungsfreies 3,5-mm-Audiokabel mit Mikrofon
- Aktive Geräuschunterdrückung zur Schalldämmung
- Verstärkung von Umgebungsgeräuschen
- Fusion-Ohrpolster: Stoff und Leder
- Drehbarer und faltbarer Mechanismus für einfaches Pendeln
- 14-Stunden-Betrieb, Schnellladung 15 Minuten für 1,5 Stunden

PORTUGUÊS

- Conveniente conexão sem fio Bluetooth 5.0
- Drivers de titânio de alta resolução de 40 mm
- Cabo de áudio de 3,5 mm sem atraso com microfone
- Cancelamento de ruído ativo para isolamento acústico
- Amplificação de som ambiente
- Almofada de ouvido: tecido e couro
- Mecanismo giratório e dobrável para fácil deslocamento
- Operação de 14 horas, carregamento rápido 15 minutos por 1,5 horas

FRANÇAIS

- Connexion sans fil Bluetooth 5.0 pratique
- Pilotes en titane haute résolution de 40 mm
- Câble audio 3,5 mm sans décalage avec micro
- Suppression active du bruit pour l'insonorisation
- Amplification du son ambient
- Coussinet d'oreille Fusion : tissu et cuir
- Mécanisme rotatif et pliable pour un trajet facile
- Fonctionnement 14 heures, charge rapide 15 minutes pendant 1,5 heure

日本語

- 安定した5.0 Bluetoothワイヤレス接続
- ハイレゾ対応40mmチタンドライバー
- マイク付き3.5mmケーブル接続可能で、いつでも楽しめます
- アクティブノイズキャンセル機能
- 外音取り込み機能(アンビエントサウンドモード)
- 布生地と革を組み合わせた快適なイヤープッド
- 回転と折りたたみ可能なデザインで外出時などでの使用に便利です
- 最大14時間の長時間連続再生が可能、15分急速充電で約1.5時間使用可能

KOREAN

- 편리한 블루투스 5.0 무선 연결
- 40mm 고음질 티타늄 드라이버
- 지연 없는 마이크 연결을 위한 3.5mm 와이어
- 방음을 위한 액티브 노이즈 캔슬링
- 주변 소리 증폭
- 퓨전 이어패드 : 천 및 가죽
- 편리한 출퇴근을 위한 회전 및 접을 수 있는 메커니즘
- 14시간 작동, 15분 급속 충전시 1.5시간 사용 가능

簡中

- 蓝牙 5.0 无线传输
- Hi-Res 40mm钛金属驱动单元
- 3.5mm 电源线与麦克风享无延迟体验
- 主动式降噪有效阻隔背景音
- 环境音增强模式
- 结合布质与皮革的舒适耳罩
- 可旋转与折叠设计方便外出携带
- 14小时电池续航; 快充15分钟可用1.5小时

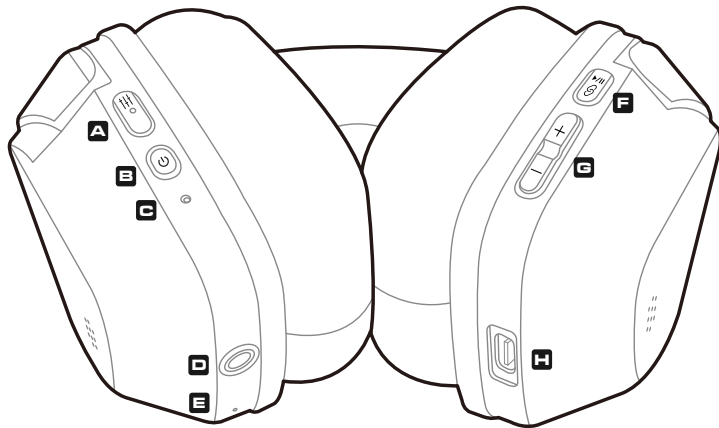
繁中

- 藍牙 5.0 無線傳輸
- Hi-Res 鈦金屬 40mm 驅動單體
- 3.5mm 電源線與麥克風享無延遲體驗
- 主動式降噪有效阻隔背景音
- 環境音增強模式
- 結合布質與皮革的舒適耳罩
- 可旋轉與摺疊設計方便外出攜帶
- 14小時電池續航; 快充15分鐘可用1.5小時

CONTROL AND DISPLAY

控制与显示，控制與顯示




- A** Mode Button 模式切换键，模式切换键
Mode LED Signal 模式切换灯号，模式切换灯号 
- B** Power Button 电源键，电源键 
- C** Operational Signal 工作灯号，工作灯号
- D** 3.5mm Connection 3.5mm端口连接，3.5mm端子连接
- E** Microphone of Bluetooth 蓝牙状态下麦克风，蓝牙状态下麦克风
- F** Play & Pairing Button 播放与配对键，播放與配對键 
- G** Volume Control Button 音量调整键，音量調整键 
- H** USB Type-C Charging Port USB TYPE-C充电孔，USB TYPE-C充电孔



BLUETOOTH MODE

蓝牙模式，藍牙模式

Power and Bluetooth Operation 电源与蓝牙作业模式，電源與藍芽作業模式

STATUS 状态，狀態	CONTROL 控制，控制	OPERATIONAL SIGNAL 工作灯号，工作燈號	SOUND EFFECT 声效，聲效
Power On 开机，開機	 in 3 Seconds 按三秒，按三秒	Green Blinking 绿灯闪烁，綠燈閃爍	"Power on"
Manually Pairing 手动配对，手動配對	 in 3 Seconds 按三秒，按三秒	Red and Green Blinking Alternately 红绿灯交互闪烁，紅綠燈交互閃爍	"Pairing"
Complete Pair 配對完成，配對完成	-	Green Blinking Once Connected 绿灯闪烁一下，綠燈閃爍一下	"Connected"
Ceased BT Connection 中断蓝牙连接，中斷藍芽連結	-	-	"Bluetooth Disconnected"
Power Off 关机，關機	 in 3 Seconds 按三秒，按三秒	Red Blinking 红灯闪烁，紅燈閃爍	"Power off"

If you power off the headset while the BT from a device is still on, the BT connection will automatically be linked once your power on the headset toward the last device.











在未中断蓝牙连接下作关机·蓝牙通讯在下次开机时·自动回连关机前的最后一个装置。
在未中斷藍芽連接下作關機·藍芽通訊在下次開機時·自動回連關機前的最後一個裝置。

ANC, Active Noise Cancellation & Amplified Ambience 主动降噪与环境音扩增，主動降噪與環境音擴增

STATUS 状态，狀態	CONTROL 控制，控制	LED ON BUTTON 工作灯号，工作燈號	SOUND EFFECT 声效，聲效
Stereo to ANC 立体声至主动降噪，立體聲至主動降噪	 Clicking 点击，點擊	Blue 蓝灯，藍燈	"Noise Cancelling"
ANC to Ambience 主动降噪至环境音扩增，主動降噪至環境音擴增	 Clicking 点击，點擊	White 白灯，白燈	"Ambience on"
Ambience to Stereo 环境音扩增至立体声，環境音擴增至立體聲	 Clicking 点击，點擊	LED-off LED灭，LED滅	"Off"

Assistant, Music Play, Calling Operation 语音助手、音乐播放、通话控制，語音助手、音樂播放、通話控制

STATUS 状态，狀態	CONTROL 控制，控制
Smart Device Assistant : Siri, Google Assistant 智慧裝置語音助手，智慧裝置語音助手	 in 2 Seconds 按兩秒，按兩秒
Music Play / Pause 音乐播放/暫停，音樂播放/暫停	 Clicking 点击，點擊
Music Volume 音量调整，音量調整	 Clicking 点击，點擊
Next Song 下一首，下一首	 Pressing 按下稍作停压，按下稍作停壓
Previous Song 上一首，上一首	 Pressing 按下稍作停压，按下稍作停壓
Call Answer 接听电话，接聽電話	 Clicking 点击，點擊
Call Deny / Hang up the Call 拒听通话/通话中断，拒聽通話/通話中斷	 Pressing 按下稍作停压，按下稍作停壓
Reserve the Call While Answering 保留通话，保留通話	 Clicking 点击，點擊

Note: Calling operations are not for communication APP.

备注：通话控制无法使用在通讯软体APP

備註：通話控制無法使用在通訊軟體APP。

BLUETOOTH MODE

蓝牙模式，藍牙模式

Charging 充电，充電

STATUS 状态，狀態	OPERATIONAL SIGNAL 工作灯号，工作燈號	SOUND EFFECT 声效，聲效
Low battery 低电量，低電量	Red Blinking in 2 seconds 红灯闪烁两秒，紅燈閃爍兩秒	"Low battery"
Charging 充电中，充電中	Steady in Red 红灯恒亮，紅燈恆亮	-
Charging Complete 充电完成，充電完成	Steady in Green 绿灯恒亮，綠燈恆亮	-

Note: The headset will be in the "idle" mode when the pairing is going in 5 minutes. After idle mode for 5 minutes, the headset will switch off.

备注：在搜寻配对状态下，耳机为「闲置」模式。若「闲置」模式达五分钟后，即自动关闭。

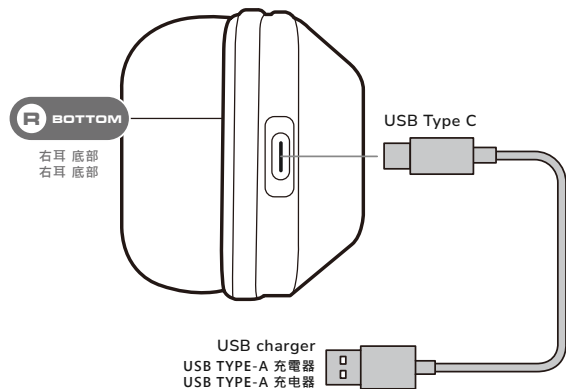
備註：在搜尋配對狀態下，耳機為「閒置」模式。若「閒置」模式達五分鐘後，即自動關閉。

CHARGING NOTES 充电注意事项，充電注意事項

Please avoid connecting to the port with insufficient Ampere and unstable Voltage USB connector.
Once USB Type-C charging is connected, the LED will turn into Red.
The Red LED will automatically change to Green once the charging is completed during the power-off of the headset.
In the low battery situation, the LED will spark in red with sound effect.

請避免使用電流不足或電壓不穩定的充電器。一旦USB TYPE-C充電連接，燈效轉為紅色；关机状态下，充电完成后，红色灯效会自动转为绿色；在低电量时，灯效会闪红色并发出提示音。

請避免使用電流不足或電壓不穩定的充電器。一旦USB TYPE-C充電連接，燈效轉為紅色；關機狀態下，充電完成後，紅色燈效會自動轉為綠色；在低電量時，燈效會閃紅色並發出提示音。



The USB Type-C is for charging through 5V/1A Ampere by cable in the package, and Type-C is for charging only.
請用包裝內的線材作充電，並透過5V/1A充電器作連結。線材僅作充電用途。
請用包裝內的線材作充電，並透過5V/1A充電器作連結。線材僅作充電用途。

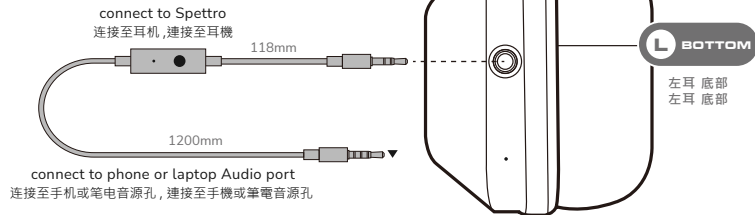


Once the charging cable is connected, the headset will automatically turn off, you can turn on again to keep connecting through Bluetooth while charging.

當充電一旦連接開始，耳機會自動关机，可以選擇再重新開機並繼續藍芽連結。
當充電一旦連接開始，耳機會自動關機，可以選擇再重新開機並繼續藍芽連結。

3.5MM WIRED MODE

3.5MM有线模式, 3.5MM有線模式



A 3.5mm connector with a 2-ring is connected to the headset, connector with a 3-ring is connected to the 3.5mm female connector, such as the phone or laptop audio port. Once the cable is connected, the Bluetooth connection is automatically going off and the microphone is received from the cable.

带有两环的3.5MM孔连接至耳机, 三环的3.5MM连接至装置, 如笔电或手机音讯孔当3.5MM线材一旦连接, 蓝牙通讯会自动断讯, 而改为线材的麦克风作收音。

帶有兩環的3.5MM孔連接至耳機, 三環的3.5MM連接至裝置, 如筆電或手機音訊孔當3.5MM線材一旦連接, 藍芽通訊會自動斷訊, 而改為線材的麥克風作收音。

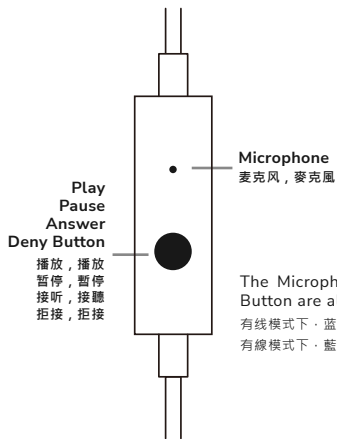


Under the 3.5mm wired mode, the power can still be switched on with ANC mode but no Bluetooth function.

有线模式下, 耳机仍可开机, 并可开启ANC模式, 但此时蓝牙维持断讯。
有線模式下, 耳機仍可開機, 並可開啟ANC模式, 但此時藍芽維持斷訊。



ANC



The Microphone of Bluetooth, Play & Pairing button, Volume Button are all inoperable during the wired mode.

有线模式下, 蓝牙麦克风、播放与配对键与音量调整键即无法使用。
有線模式下, 藍芽麥克風、播放與配對鍵與音量調整鍵即無法使用。



WARNING!

In order to avoid permanent hearing damage, please always use your headset at safe volume levels. Exposure to high sound levels for extended periods of time may cause permanent hearing damage and even loss.

注意: 为了避免永久性的听力受损, 请将耳机调整安全音量。长时间使用高音量会造成听力受损甚至丧失。
注意: 為了避免永久性的聽力受損, 請將耳機調整安全音量。長時間使用高音量會造成聽力受損甚至喪失。

SPECIFICATIONS

规格, 规格

Bluetooth 蓝牙, 蓝牙	Bluetooth 5.0 蓝牙5.0, 蓝牙5.0
Maximum Range 最大距离, 最大距離	>10 m 小于10公尺, 小於10公尺
Speaker Frequency Range 喇叭频率, 喇叭頻率	20-40K Hz
Speaker Sensitivity 喇叭敏感度, 喇叭敏感度	S.P.L : 116 +-3 dB
Speaker Impedance 喇叭阻抗, 喇叭阻抗	Bluetooth Mode : 32 Ω +/-4.80 dB(15%) 蓝牙模式, 藍芽模式 : 32 Ω +/-4.80 DB(15%) Wired Mode: 33 Ω +/-4.95 dB(15%) at 1KHz, 0.178V 有线模式, 有線模式 : 33 Ω +/-4.95 DB(15%) AT 1KHZ, 0.178V
Mic Directivity 麦克风指向性, 麥克風指向性	Omni-directional 全指向, 全指向
ANC Peak Value ANC最大值, ANC最大值	>25 dB
ANC Bandwidth ANC频率, ANC頻率	20~1K Hz
Battery Capacity 电池容量, 電池容量	900mAh Lithium Battery 900毫安锂电池, 900毫安鋰電池
Battery Charge 充电情境, 充電情境	2.5 Hours 在5V/1A的USB TYPE-A下 · 充电为2.5小时, 在5V/1A的USB TYPE-A下 · 充電為2.5小時

Line-in 有线模式, 有線模式	Support 3.5mm audio cable 支援3.5MM音讯线材, 支援3.5MM音訊線材
Weight 重量, 重量	319g 319克, 319克

PACKAGE CONTENTS

包装内容, 包裝內容



Spettro



Carrying Bag
携行袋, 攜行袋



User Manual
手册, 手冊



USB Type-C to Type-A Charging Cable
1200mm \pm 20mm

USB TYPE-C至TYPE-A充电线, USB TYPE-C至TYPE-A充電線



3.5mm 4-pole Cable
1200mm \pm 20mm

3.5MM四极音源线, 3.5MM四極音源線

SYSTEM REQUIREMENT

系统状态, 系統狀態

- Bluetooth Device 蓝牙装置, 藍牙裝置
- 3.5mm Audio Connection Device 3.5MM音讯连接装置, 3.5MM音訊連接裝置

GLOBAL WARRANTY POLICY

全球保固政策，全球保固政策

WARRANTY PERIODS OF COUGAR GAMING DEVICES

Product : COUGAR Spettro headset

Warranty : 1 Year

This warranty gives you specific legal rights. You may also have other rights granted under local law.

These rights may vary.

COUGAR电竞产品保固时限，COUGAR電競產品保固時限

产品：COUGAR SPETTRO耳机，產品：骨伽 SPETTRO耳機

保固时限：1年，保固時限：1年

在保固时间限享有保固权力。依不同国家的当地法律。保固权力会有所改变。

在保固時間限享有保固權力。依不同國家的當地法律。保固權力會有所改變。



详细保固条款
请扫描二维码

WARRANTY AGREEMENT

If the product has defects in material or manufacture, COUGAR will provide product repair and replacement service within the warranty period.

Our warranty service is based on the date of the invoice or warranty card (must be affixed with the store stamp).

If you lose the aforementioned evidence, we will apply the original shipping date of the product as the beginning date of warranty period.

CONDITIONS WHERE FREE MAINTENANCE IS NOT PROVIDED

- Any fault or damage caused by natural disasters (including storm, fire, flood, thunder, earthquake, etc).
- Any fault or damage caused by accidental factors and man-made reasons (including hit, scrape, crash, moving, compression, stain, corrosion, use of incurred on unsuitable voltage, computer virus, riot, misuse, malicious damage, etc).
- Use in an improper operating environment (including high temperature, high humidity, water inflow, etc).
- Inability to provide the product warranty card, purchase receipt or invoice to prove the product is still within the warranty period and the shipping date of the product is out of warranty.
- The warranty card or product serial number has been altered or its number is hard to identify.
- The warranty period has expired.
- Any fault or damage caused by non-compliance with regulations stated on the user manual or improper, rough and careless treatment.
- Any fault or damage caused by use of parts not certified by COUGAR original manufacturer.
- The problem is caused by improper repair or adjustment by the buyer or any manufacturer without authorization from COUGAR.
- The product is not acquired from an authorized distributor of the company or is acquired from illicit sources.
- Paper carton, instruction and other accessories are not warranted.

DISCLAIMERS

- COUGAR does not authorize or endorse the user of COUGAR products as a part of, together with, or connected to, life support devices, medical equipment in general, military equipment, traffic or transportation-related equipment or disaster prevention systems.
- COUGAR is not liable for any damage, expense, loss, cost, injury or any other result derived from the use of COUGAR products not specifically for PC gaming in the compatible operative systems indicated by COUGAR.
- COUGAR is not liable for any damage, expense, loss, cost, injury or any other result due to use of COUGAR products not in strict accordance with the instructions provided by COUGAR in the instruction manual.
- Software, instruction manuals, consumables (for example mouse pads, mouse feet, etc.), boxes or other external packaging are not covered by the warranty.
- For inquiries about the warranty, please contact us at service@cougargaming.com

LEGAL NOTICES

- This manual was created by Compucase Enterprise and may not be completely or partially copied, passed on, distributed or stored without written consent by Compucase Enterprise.
- COUGAR® is a registered brand of Compucase Enterprise Other product and company names mentioned in this documentation may be brands or trademarks of their respective owners.
- Compucase Enterprise reserves the right to make changes concerning the contents of the manual and the technical data of the product without previous announcement.

FEDERAL COMMUNICATION COMMISSION INTERFERENCE STATEMENT

This device complies with Part 15 of the FCC Rules. Operation is subject to the following two conditions:

(1) This device may not cause harmful interference, and (2) this device must accept any interference received, including interference that may cause undesired operation.

This equipment has been tested and found to comply with the limits for a Class B digital device, pursuant to Part 15 of the FCC Rules. These limits are designed to provide reasonable protection against harmful interference in a residential installation. This equipment generates, uses and can radiate radio frequency energy and, if not installed and used in accordance with the instructions, may cause harmful interference to radio communications. However, there is no guarantee that interference will not occur in a particular installation. If this equipment does cause harmful interference to radio or television reception, which can be determined by turning the equipment off and on, the user is encouraged to try to correct the interference by one of the following measures:

- Reorient or relocate the receiving antenna.
- Increase the separation between the equipment and receiver.
- Connect the equipment into an outlet on a circuit different from that to which the receiver is connected.
- Consult the dealer or an experienced radio/TV technician for help.

FCC Caution: Any changes or modifications not expressly approved by the party responsible for compliance could void the user's authority to operate this equipment.

This transmitter must not be co-located or operating in conjunction with any other antenna or transmitter.

Radiation Exposure Statement:

The product comply with the FCC portable RF exposure limit set forth for an uncontrolled environment and are safe for intended operation as described in this manual. The further RF exposure reduction can be achieved if the product can be kept as far as possible from the user body or set the device to lower output power if such function is available.

NCC低功率射頻器材技術規範規定 警語:

取得審驗證明之低功率射頻器材，非經核准，公司、商號或使用者均不得擅自變更頻率，加大功率或變更原設計特性及功能。
低功率射頻器材之使用不得影響飛航安全及干擾合法通信；經發現有干擾現象時，應立即停用，並改善至無干擾時方得繼續使用。
前述合法通信，指依電信管理法規定作業之無線電通信。
低功率射頻器材須忍受合法通信或工業、科學及醫療用電波輻射性電機設備之。

ДАТА ИЗГОТОВЛЕНИЯ ПРОДУКЦИИ

год и месяц изготовления продукции указаны в серийном номере продукта.
(существует 2 способа определения даты изготовления, оба способа описаны ниже)

A После S/N: первые две цифры означают год, вторые две – месяц изготовления.
Например, S/N: H**2202**000001 означает, что товар был произведен в феврале 2022 года.

A	B	C	D	E	F	G	H	I	J
1	2	3	4	5	6	7	8	9	0

• Например, BB = 22 = 2022 год

B После S/N: если указаны буквы, то две буквы представляют цифры из таблицы ниже, и означают год, последующие две цифры – месяц изготовления.
Например, S/N: **BB02**REVI000001 означает, что товар был произведен в феврале 2022 года.

تعليمات التركيب والأمان:

- التزم بالوضعية الصحية والمريحة عند استعمال المساعدة.
- يجب التأكد من توصيل كافة التوصيلات بالشكل الصحيح.
- احفظ الجهاز بعيدا عن مصادر المياه والرطوبة.
- الفصل التيار الكهربائي فوراً في حالة الإلتصاف بوجود التماس.
- تأكد بأن مصدر الطاقة لديك مناسب تماماً يحتاجه هذا الجهاز.



MANUFACTURER CONTACT



www.cougargaming.com

COUGAR USA Technical Service

Tel: (833) 256-3778

Mail: rma@compucaseusa.com

CompuCase Enterprise Co., Ltd.

All rights reserved. Made in China



Official website

