



www.cougargaming.com

# VANTAR AX

SCISSOR GAMING KEYBOARD

## FEATURES

### ENGLISH

- CNC UNIBODY ALUMINUM FRAME
- SCISSOR-SWITCH
- ONLY 15MM HEIGHT
- 8-BACKLIGHT EFFECTS
- TRANSLUCENT KEY CAPS
- WASD & ARROW KEY EXCHANGE
- KEY SHORTCUTS
- ANTI-GHOSTING TECHNOLOGY

### ESPAÑOL

- CNC MARCO DE ALUMINIO CUERPO ÚNICO
- SCISSOR-SWITCH
- SOLO 15mm DE ALTURA
- 8-EFECTOS DE LUZ DE FONDO - RETROILUMINADO
- KEYCAPS TRANSLUCIDAS
- TECLAS WASD Y TECLAS DE FLECHAS INTERCAMBIABLE
- TECLAS RÁPIDAS
- TECNOLOGÍA ANTI-GHOSTING

### РУССКИЙ

- Изогнутый алюминиевый каркас
- Ножничный механизм клавиш
- Высота 15 мм
- 8 режимов подсветки
- Прозрачные колпачки клавиш
- Возможность свободно менять местами кнопки WASD и стрелки
- Управление функциями клавиш
- Функция anti-ghosting

### POLISH

- RAMA ALUMINIOWA UNIBODY CNC
- PRZEŁĄCZNIK NOŻYCOWY
- TYLKO 15MM WYSOKOŚĆ
- 8-EFETY PODŚWIETLENIA
- PRZEŚROCZYSTE NAKŁADKI NA KLAWISZE
- WYMIANA KLAWISZY WASD I STRZAŁKI
- SKRÓTY KLUCZY
- TECHNOLOGIA ANTI-GHOSTING

### ITALIA

- TELAIO IN ALLUMINIO UNIBODY CNC
- INTERRUPTORE A FORBICE
- SOLO ALTEZZA 15MM
- EFFETTI 8 RETROILLUMINAZIONE
- TAPPI CHIAVE TRASLUCIDI
- SCAMBIO CHIAVE WASD E FRECCIA
- SCORCI CHIAVE
- TECNOLOGIA ANTI-GHOSTING

### 한국어

- CNC UNIBODY 알루미늄 프레임
- 가위형 스위치(SCISSOR-SWITCH)
- 15mm 높이
- 8개의 백라이트 효과
- 반투명 키캡
- WASD & 방향키 변경 가능
- 주요 바로 가기 키
- 안티고스팅 기술

### DEUTSCH

- CNC UNIBODY ALUMINIUMRAHMEN
- SCHERENSCHALTER
- NUR 15 MM HÖHE
- 8-BACKLIGHT-EFFEKTE
- TRANSLUZENTE SCHLÜSSELKAPPEN
- WASD & ARROW-SCHLÜSSELAUSTAUSCH
- SCHLÜSSELKURZSCHLÜSSE
- ANTI-GHOSTING-TECHNOLOGIE

### PORTUGUÊS

- BASE ÚNICA DE ALUMÍNIO CNC
- SWITCH SCISSOR
- SOMENTE 15mm DE ALTURA
- 8 EFEITOS DE RETROILUMINAÇÃO
- KEYCAPS TRANSLUCIDAS
- TROCA DAS TECLAS WASD E SETAS
- TECLAS DE ATALHO
- TECNOLOGIA ANTI-GHOSTING

### FRANÇAIS

- CADRE EN ALUMINIUM UNIBODY CNC
- INTERRUPTEUR À CISEAUX
- SEULEMENT 15 MM DE HAUTEUR
- 8 EFFETS DE RÉTROÉCLAIRAGE
- CAPUCHONS DE CLÉS TRANSLUCIDES
- ÉCHANGE DE CLÉS WASD ET FLÈCHE
- RACCOURCIS CLÉS
- TECHNOLOGIE ANTI-GHOSTING

### HUNGARIAN

- CNC UNIBODY ALUMINIUM KERET
- OSZLÓKAPCSOLÓ
- CSAK 15 mm-es magasságú
- 8-Háttérvilágítás-HATÁSOK
- ÁTLÁTHATÓ KULCSKAPCSOK
- WASD & ARROW KULCSKERESÉS
- KULCS RÖGZÍTŐK
- ELLENŐRZÉSI TECHNOLOGIA

### 日本語

- CNC加工アルミニウム合金一体型フレーム
- シザーズスイッチ (パンタグラフ) キー搭載
- 全高わずか15mmの薄型デザイン
- 8種類のバックライトモード
- 半透明のキーキャップ
- WASD&矢印キー一切替機能
- ショートカット キー
- アンチゴースト機能

### 中文

- CNC全铝合金上盖
- 搭载剪刀脚结构
- 仅15mm高度
- 8种背光模式
- 半透明键帽设定
- WASD & 箭头键切换功能
- 键盘快捷方式配置
- 防鬼键技术导入

## MEDIA AND FUNCTION SHORTCUTS

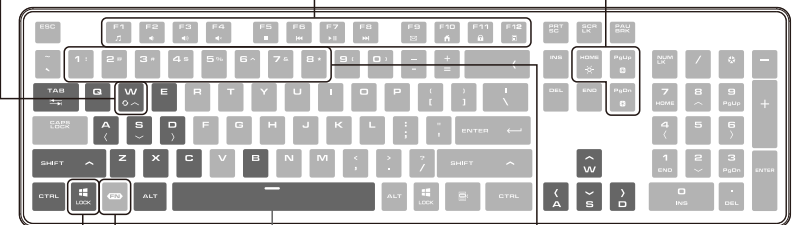
**FN** +

## WASD & ARROW KEY EXCHANGE

**FN** + **W**

## BRIGHTNESS ADJUSTMENT / OFF

**FN** +



## WIN-LOCK


**FN** + **LOCK**

## ANTI-GHOSTING KEYS TECHNOLOGY

**BACKLIGHT KEY**  
8 BACKLIGHT EFFECTS  
**FN** + 1/2/3/4/5/6/7/8

## ANTI-GHOSTING KEYS TECHNOLOGY

19 anti-ghosting keys allow you to press them simultaneously and to obtain accurate responses.




## ANTI-GHOSTING KEYS TECHNOLOGY

## 8 BACKLIGHT EFFECTS

| Rainbow 1           | Rainbow 2           | Breathing        | Wave                | Constant     | Rhythm              | Customize  | Ripple              |
|---------------------|---------------------|------------------|---------------------|--------------|---------------------|--|---------------------|
|                     |                     |                  |                     |              |                     |  |                     |
| FN + 1              | FN + 2              | FN + 3           | FN + 4              | FN + 5       | FN + 6              | FN + 7   | FN + 8              |
| Backlight speed     | Backlight speed     | Backlight speed  | Backlight speed     | Change color | Backlight speed     | How to customize the backlight zone color<br>1. While pressing the FN key, press the 7 key twice, the keyboard will flash white light twice.<br>2. FN + (Arrow key) (Arrow key) to change the backlight zone color<br><br>total 6 zone | Backlight speed     |
| FN + PgUp / PgDn    | FN + PgUp / PgDn    | FN + PgUp / PgDn | FN + PgUp / PgDn    | FN + % 5     | FN + PgUp / PgDn    |  | FN + PgUp / PgDn    |
| Backlight direction | Backlight direction |                  | Backlight direction |              | Backlight direction |  | Backlight direction |
| FN + (Arrow key)    | FN + (Arrow key)    |                  | FN + (Arrow key)    |              | FN + (Arrow key)    |  | FN + (Arrow key)    |

## WASD AND ARROW KEY EXCHANGE

FN key combo to switch WASD and arrow key function for the left-hander.



## PACKAGE CONTAINS

|  |
|--|
| COUGAR VANTAR AX Scissor Gaming Keyboard |
| User Manual                              |

## SYSTEM REQUIREMENTS

Windows 10

## SPECIFICATIONS

|   |  |
|---|--|
| Product name : COUGAR VANTAR AX Scissor Gaming Keyboard |  |
| Key switches : Scissor                                  | Cable length : 1.6m  |
| Anti-ghosting keys : 19 keys                            | Dimension : 445 x 127 x 15 (mm)<br>(L x W x H) 17.5 x 5 x 6 (in) |
| Backlight : Eight backlight effects                     |  |
| Interface : USB plug                                    | Weight : 626g  |

The above specifications may vary by country or region

## GLOBAL WARRANTY POLICY

### WARRANTY PERIODS OF COUGAR GAMING DEVICES

Product : COUGAR VANTAR AX Scissor Gaming Keyboard

Warranty : 1 Year

This warranty gives you specific legal rights. You may also have other rights granted under local law.

These rights may vary.

### WARRANTY AGREEMENT

- If the product has defects in material or manufacture, COUGAR will provide product repair and replacement service within the warranty period.
- Our warranty service is based on the date of the invoice or warranty card (must be affixed with the store stamp).
- If you lose the aforementioned evidence, we will apply the original shipping date of the product as the beginning date of warranty period. The shipping date will be identified by the product serial number(S/N).

## CONDITIONS WHERE FREE MAINTENANCE IS NOT PROVIDED

- Any fault or damage caused by natural disasters (including storm, fire, flood, thunder, earthquake, etc).
- Any fault or damage caused by accidental factors and man-made reasons (including hit, scrape, crash, moving, compression, stain, corrosion, use of incurred on unsuitable voltage, computer virus, riot, misuse, malicious damage, etc).
- Use in an improper operating environment (including high temperature, high humidity, water inflow, etc).
- Inability to provide the product warranty card, purchase receipt or invoice to prove the product is still within the warranty period and the shipping date of the product is out of warranty.
- The warranty card or product serial number has been altered or its number is hard to identify.
- The warranty period has expired.
- Any fault or damage caused by non-compliance with regulations stated on the user manual or improper, rough and careless treatment.
- Any fault or damage caused by use of parts not certified by COUGAR original manufacturer.
- The problem is caused by improper repair or adjustment by the buyer or any manufacturer without authorization from COUGAR.
- The product is not acquired from an authorized distributor of the company or is acquired from illicit sources.
- Paper carton, instruction and other accessories are not warranted.

## DISCLAIMERS

- COUGAR product is not authorized for use as critical components in life support device or for incorrect application software or malfunction of the product.
  - COUGAR is not liable for the death or damage of person or loss of property when product is using as, including but not limited to, medical equipment, military equipment, traffic equipment and disaster prevention system.
  - COUGAR's warranty liability is limited to repair, replacement.
  - COUGAR is not liable for any damages, expenses, lost data, lost revenues, lost savings, lost profits, or any incidental or consequential damages due to using defect product of COUGAR.
- If you have any question about the warranty, please feel free to contact us.  
Customer support: [service@cougargaming.com](mailto:service@cougargaming.com)

## LEGAL NOTICES

This manual was created by Compucase Enterprise and may not be completely or partially copied, passed on, distributed or stored without written consent by Compucase Enterprise.  
COUGAR® is a registered brand of Compucase Enterprise Other product and company names mentioned in this documentation may be brands or trademarks of their respective owners.  
Compucase Enterprise reserves the right to make changes concerning the contents of the manual and the technical data of the product without previous announcement.



All other registered trademarks belong to their respective companies.

## ДАТА ИЗГОТОВЛЕНИЯ ПРОДУКЦИИ

год и месяц изготовления продукции указаны в серийном номере продукта. (существует 2 способа определения даты изготовления, оба способа описаны ниже)

- А После S/N: первые две цифры означают год, вторые две – месяц изготовления.  
Например, S/N: H1702000001 означает, что товар был произведен в феврале 2017 года.

- В После S/N: если указаны буквы, то две буквы представляют цифры из таблицы ниже, и означают год, последующие две цифры – месяц изготовления.  
Например, S/N: DAG02REVI000001 означает, что товар был произведен в феврале 2017 года.

|   |   |   |   |   |   |   |   |   |   |
|---|---|---|---|---|---|---|---|---|---|
| A | B | C | D | E | F | G | H | I | J |
| 1 | 2 | 3 | 4 | 5 | 6 | 7 | 8 | 9 | 0 |

• Например, AG = 17 = 2017 год

## БЪЛГАРИЯ

• Подробни инструкции за употреба изтеглете от: <https://cougargaming.com/bg>



България QR код

## MANUFACTURER CONTACT

COUGAR USA Technical Service

Tel: (833) 256-3778

Mail: [rma@compucaseusa.com](mailto:rma@compucaseusa.com)

<https://cougargaming.com/support/contact/upload/>

Compucase Enterprise Co.,Ltd.

No. 225, Lane 54, An Ho Road Sec. 2 Tainan, Taiwan, R.O.C

Tel:+886-6-356-0606

Service E-Mail:[service@cougargaming.com](mailto:service@cougargaming.com)

More information you will find at [cougargaming.com](http://cougargaming.com)

## تعليمات التركيب و الأمان:

- يُنصح بعد البقاء دون تغيير وضعية اليمين لساعات طويلة.
- لا تستخدم لوحة المفاتيح على الأرض، وذا رعبك اسدهما على المكتب.
- الترجم بالوضعية الصحيحة و المريحة عند استخدام لوحة المفاتيح.
- يجب التأكد من توصيل كافة التوصيلات بالشكل الصحيح.
- احفظ الجهاز بعيداً عن مصادر المياه و الرطوبة.
- افصل التيار الكهربائي فوراً في حالة الانتهاء بوجود التماس.
- تأكد بأن مصدر الطاقة لديك مناسب لما يحتاجه هذا الجهاز.

Compucase Enterprise Co.,Ltd.

All rights reserved.

Made in China