



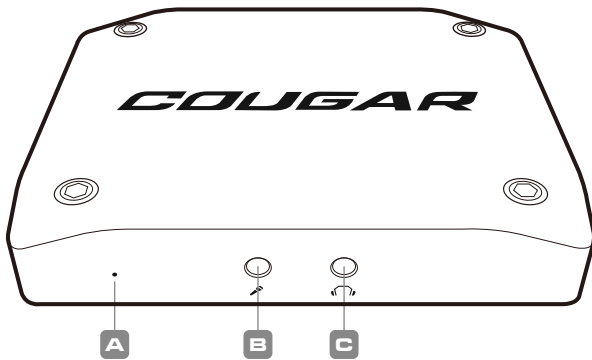
ENVISION

STREAMING & VIDEO CAPTURE

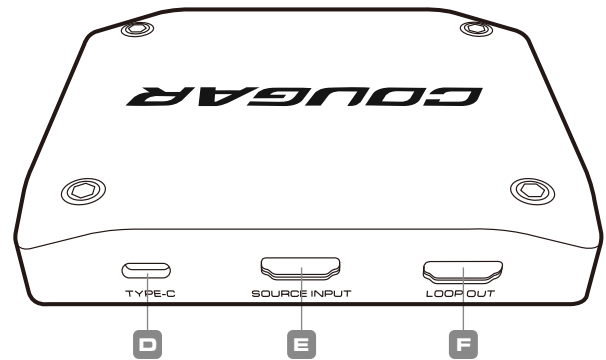
www.cougargaming.com

FUNCTION & OPERATION 功能与操作, 功能與操作

Front 正面, 正面



Back 背面, 背面



A. Light Indication

The indication is only lit when the "Source Input" is capturing the HDMI source.
当「Source Input」在撷取 HDMI 信号时，指示灯才会亮起。
當「Source Input」在撷取 HDMI 訊號時，指示燈才會亮起。

B. 3.5mm Microphone

The Microphone port is connected to the Host PC by Type-C Port, not linked with "SOURCE INPUT".
Microphone连接经由 Type-C 连接到主机 PC，而非 "SOURCE INPUT" 连接。
Microphone连接经由 Type-C 连接到主机 PC，而非 "SOURCE INPUT" 连接。

C. 3.5mm Speaker

The Speaker port is connected to the Host PC by Type-C Port, not linked with "SOURCE INPUT".
喇叭连接经由 Type-C 连接到主机 PC，而非 "SOURCE INPUT" 连接。
喇叭连接经由 Type-C 连接到主机 PC，而非 "SOURCE INPUT" 连接。

D. Type-C Port

Connect to the Capture Host PC.
连接至影像撷取 PC。
連接至影像撷取 PC。

E. Source input

Connect the HDMI SOURCE, such as PS or XBOX.
连接 HDMI 输入源，如 PS 或 XBOX。
連接 HDMI 輸入源，如 PS 或 XBOX。

F. Loop out 影像输出, 影像輸出

Connect to the Monitor.
连接螢幕。
連接螢幕。

SPECIFICATION 规格, 規格

| USB Type-C | USB 3.2 Gen 1 | |
|---|---|---|
| In/output Loop-through Monitor 影像输入与输出至螢幕 影像輸入與輸出至螢幕 | Up to 3840 x 2160p / 60Hz or 1920x1080p / 240Hz | |
| Video Format & Capture Resolution (Under at least USB Type-C 3.0 Connection) 影像格式與擷取解悉度 (需在至少USB Type-C 3.0連接) 影像格式与擷取解悉度 (需在至少USB Type-C 3.0连接) | NV12 3840 x 2160p / 30Hz 2560 x 1440p / 60Hz 1920 x 1080p / 120 Hz | YUYV 2560 x 1440p / 50Hz 1920 x 1080p / 60 Hz |
| HDMI | 2.0 | |
| 3.5mm Speaker Sampling Rate 3.5mm喇叭音訊採樣率 3.5mm喇叭音訊取樣率 | 48KHz/16bit | |
| Audio Connector 音訊連接 音訊連接 | 3.5mm Microphone and Stereo Headphone | |
| Dimension(mm) 尺寸 尺寸 | 93.5 x 115 x 21 | |

Note

- To achieve rated performance, it is highly recommended that you connect the USB Type-C port directly from the motherboard or laptop with the exclusive cable from the package.
- The 4K, 3840 x 2160p, resolution "capture" or "loop-out" only recognized and operable when the monitor you connected featured the 4K, 3840 x 2160p specification. Otherwise, the display will maintain the maximum resolution from your monitor.
- Any malfunction from the adaptor or customized cable is not sanctioned according to the Warranty policy.

注意:

- 为达到额定性能，强烈建议使用包装中的专用线材，直接从主机板或笔电的USB端子连结。
- 当您连接的螢幕达4K画质(3840 x 2160)解悉度时，4K画质才能被「撷取」与「输出」。否则，显示内容将保持螢幕的最大解悉度。
- 使用转接器或客製线材产品的不良，将不在保固政策的约束。

注意:

- 為達到額定性能，強烈建議使用包裝中的專用線材，直接從主機板或筆電的USB端子連結。
- 當您連接的螢幕達4K畫質(3840 x 2160)解悉度時，4K畫質才能被「撷取」與「輸出」。否則，顯示內容將保持螢幕的最大解悉度。
- 使用轉接器或客製線材產品的不良，將不在保固政策的約束。

SYSTEM REQUIREMENT 系统需求, 系統需求

Windows 10/11
MacOS-11.0 or above

ENGLISH

- Simple & Elegant Device to Stream Your Content
In/Output Loop-through up to 3840 x 2160(4K)/60Hz or 2560 x 1440(2K)/144Hz
Video Captures Resolution up to 4K/30Hz or 2K/60Hz
Aluminum Alloy Decreases the Heat Accumulation

- Support 3.5mm Headphone and Mic. Connectors
Compatible with Mainstream Third-party Applications
Supported VRR Mode to Reduce Tearing Display
Supported USB Type-C 3.2

DEUTSCH

- Einfaches und elegantes Gerät zum Streamen und Aufnehmen
Ein-/Ausgang Loop-Through bis zu 3840 x 2160(4K)/60Hz or 2560 x 1440(2K)/144Hz
Videoaufnahmen mit einer Auflösung von bis zu 4K/30Hz or 2K/60Hz
Aluminiumlegierung verringert die Wärmeansammlung

- Unterstützt 3,5-mm-Kopfhörer- und Mikrofonanschlüsse
Kompatibel mit Mainstream-Anwendungen von Drittanbietern
Unterstützt VRR-Modus zur Reduzierung des Tearing-Displays
Unterstützt USB Type-C 3.2

ESPAÑOL

- Dispositivo simple y elegante para transmisión y grabación
Bucle de entrada/salida hasta 3840 x 2160(4K)/60Hz or 2560 x 1440(2K)/144Hz
Resolución de capturas de video de hasta 4K/30Hz or 2K/60Hz
La aleación de aluminio disminuye la acumulación de calor

- Admite conectores de micrófono y auriculares de 3,5 mm
Compatible con aplicaciones convencionales de terceros
Modo VRR compatible para reducir el desgarro de la pantalla
Compatible con USB tipo C 3.2

FRANÇAIS

- Appareil simple et élégant pour le streaming et l'enregistrement
Entrée/sortie en boucle jusqu'à 3840 x 2160(4K)/60Hz or 2560 x 1440(2K)/144Hz
Résolution de capture vidéo jusqu'à 4K/30Hz or 2K/60Hz
L'alliage d'aluminium diminue l'accumulation de chaleur

- Prise en charge des connecteurs casque et micro 3,5 mm
Compatible avec les applications tierces grand public
Mode VRR pris en charge pour réduire l'affichage des déchirures
Prise en charge USB Type-C 3.2

PORTUGUÊS

- Dispositivo simples e elegante para streaming e gravação
Loop de entrada/saída até 3840 x 2160(4K)/60Hz or 2560 x 1440(2K)/144Hz
Resolução de capturas de vídeo de até 4K/30Hz or 2K/60Hz
A liga de alumínio diminui o acúmulo de calor

- Suporta conectores de fone de ouvido e microfona de 3,5 mm
Compatível com aplicativos de terceiros convencionais
Modo VRR suportado para reduzir a exibição de rasgos
Compatível com USB Type-C 3.2

RUSSIAN

- Простое и эlegantное устройство для потоковой передачи и записи
Вход/выход Проходной до 3840 x 2160(4K)/60Гц или 2560 x 1440(2K)/144Гц
Разрешение видеозахвата до 4K/30Гц или 2K/60Гц
Алюминиевый сплав снижает накопление тепла

- Поддержка разъемов для наушников и микрофона 3,5 мм
Совместимость с основными сторонними приложениями
Поддерживаемый режим VRR для уменьшения разрывов изображения
Поддерживаемый USB Type-C 3.2

KOREAN

- 문젠츠를 스트리밍하는 쉽고 컴팩트한 장치
최대 입출력 Loop-through 해상도: 3840 x 2160(4K)/60Hz or 2560 x 1440(2K)/144Hz
최대 캡처 해상도: 4K/30Hz or 2K/60Hz
열 방출에 효과적인 알루미늄 합금 소재

- 3.5mm 헤드폰 및 마이크 지원
메인스트림 소프트웨어와 호환 가능
VRR 모드 지원으로 화면 찢어짐 감소
USB Type-C 3.2 지원

日本語

- シンプルでエレガントな見た目、簡単に使用できる
入力/出力ループスルー最大解像度: 3840 x 2160(4K)/60Hz or 2560 x 1440(2K)/144Hz
ビデオキャプチャ最大解像度: 4K/30Hz or 2K/60Hz
アルミニウム合金で熱の蓄積を減らします

- 3.5mmヘッドフォンとマイクジャックに対応
主流のソフトウェアとの高い互換性
テaringを軽減するVRRモード
USB Type-C 3.2に対応

簡中

- 容易又簡潔的設備，為你傳輸內容
最高輸入/輸出 Loop-through 解析度：3840 x 2160(4K)/60Hz or 2560 x 1440(2K)/144Hz
最高擷取解析度：4K/30Hz or 2K/60Hz
鋁合金材質減少熱量累積

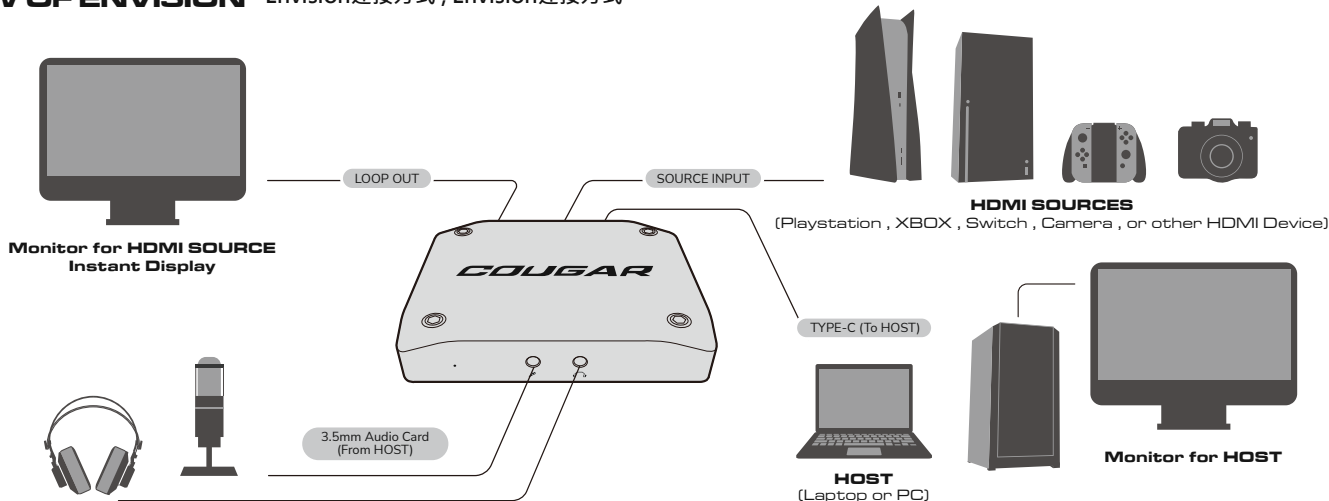
- 支援 3.5mm 耳機與麥克風
兼容主流軟體
支援 VRR 模式，減少畫面撕裂
支援 USB Type-C 3.2

繁体中

- 容易又簡潔的設備，為你傳輸內容
最高輸入/輸出 Loop-through 解析度：3840 x 2160(4K)/60Hz or 2560 x 1440(2K)/144Hz
最高擷取解析度：4K/30Hz or 2K/60Hz
鋁合金材質減少熱量累積

- 支援 3.5mm 耳機與麥克風
兼容主流軟體
支援 VRR 模式，減少畫面撕裂
支援 USB Type-C 3.2

THE FLOW OF ENVISION Envision連接方式, Envision連接方式



3.5mm Audio Selection 3.5mm音訊選擇, 3.5mm音訊選擇

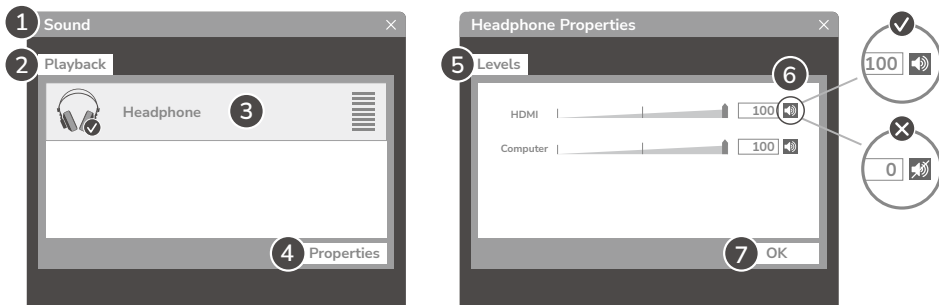
After connecting the Type-C port to the Host PC, select "COUGAR ENVISION" in Output and Input from the audio control panel.

当Type-C连接到主机PC后，在音訊的控制面板輸入與輸出中選擇「COUGAR ENVISION」。當Type-C连接到主機PC後，在音訊的控制面板輸入與輸出中選擇「COUGAR ENVISION」。

HDMI Source Input Sound Selection HDMI信号音訊選擇, HDMI訊號音訊選擇

- 1. Sound -> Playback -> Headphone (Cougar Envision) -> Properties -> Levels -> HDMI: unmute icon -> OK
2. Make sure Step #6, the HDMI output, is not mute, otherwise, the input sound is not captured.

- 1. 声音 -> 播放 -> 耳机 (Cougar Envision) -> 內容 -> 等級 -> HDMI: 非靜音符號 -> 確定
2. 確認步驟#6 - HDMI 輸出非選擇靜音 - 否則輸入聲音不會被擷取
1. 聲音 -> 播放 -> 耳機 (Cougar Envision) -> 內容 -> 等級 -> HDMI: 非靜音符號 -> 確定
2. 確認步驟#6 - HDMI 輸出非選擇靜音 - 否則輸入聲音不會被擷取。



GLOBAL WARRANTY POLICY 全球保固條款 / 全球保固政策

WARRANTY PERIODS OF COUGAR GAMING DEVICES

Product : COUGAR ENVISION
Warranty : Please refer to our official website.
(https://cougargaming.com/us/support/warranty/)

保固政策：中国地区购买，请参考中国地区官方网站。
(http://cougargaming.com.cn/support/warranty/)

This warranty gives you specific legal rights. You may also have other rights granted under local law.



詳細保固條件 請掃描QR Code

WARRANTY AGREEMENT

- If the product has defects in material or manufacture, COUGAR will provide product repair and replacement service within the warranty period.
Our warranty service is based on the date of the invoice or warranty card (must be affixed with the store stamp).
If you lose the aforementioned evidence, we will apply the original shipping date of the product as the beginning date of warranty period. The shipping date will be identified by the product serial number(S/N).

CONDITIONS WHERE FREE MAINTENANCE IS NOT PROVIDED

- Any fault or damage caused by natural disasters (including storm, fire, flood, thunder, earthquake, etc).
Any fault or damage caused by accidental factors and man-made reasons (including hit, scrape, crash, moving, compression, stain, corrosion, use of incurred on unsuitable voltage, computer virus, riot, misuse, malicious damage, etc).
Use in an improper operating environment (including high temperature, high humidity, water inflow, etc).
Inability to provide the product warranty card, purchase receipt or invoice to prove the product is still within the warranty period and the shipping date of the product is out of warranty.
The warranty card or product serial number has been altered or its number is hard to identify.
The warranty period has expired.
Any fault or damage caused by non-compliance with regulations stated on the user manual or improper, rough and careless treatment.
Any fault or damage caused by use of parts not certified by COUGAR original manufacturer.
The problem is caused by improper repair or adjustment by the buyer or any manufacturer without authorization from COUGAR.
The product is not acquired from an authorized distributor of the company or is acquired from illicit sources.
Paper carton, instruction and other accessories are not warranted.

DISCLAIMERS

- COUGAR does not authorize or endorse the user of COUGAR products as a part of, together with, or connected to, life support devices, medical equipment in general, military equipment, traffic or transportation-related equipment or disaster prevention systems.
COUGAR is not liable for any damage, expense, loss, cost, injury or any other result derived from the use of COUGAR products not specifically for PC gaming in the compatible operative systems indicated by COUGAR.
COUGAR is not liable for any damage, expense, loss, cost, injury or any other result due to use of COUGAR products not in strict accordance with the instructions provided by COUGAR in the instruction manual.
Software, instruction manuals, consumables (for example mouse pads, mouse feet, etc.), boxes or other external packaging are not covered by the warranty.

LEGAL NOTICES

This manual was created by CompuCase Enterprise and may not be completely or partially copied, passed on, distributed or stored without written consent by CompuCase Enterprise. COUGAR® is a registered brand of CompuCase Enterprise Other product and company names mentioned in this documentation may be brands or trademarks of their respective owners. CompuCase Enterprise reserves the right to make changes concerning the contents of the manual and the technical data of the product without previous announcement.

ДАТА ИЗГОТОВЛЕНИЯ ПРОДУКЦИИ

год и месяц изготовления продукции указаны в серийном номере продукта. (существует 2 способа определения даты изготовления, оба способа описаны ниже)

A После S/N: первые две цифры означают год, вторые две - месяц изготовления. Например, S/N: H1702000001 означает, что товар был произведен в феврале 2017 года.

B После S/N: если указаны буквы, то две буквы представляют цифры из таблицы ниже, и означают год, последующие две цифры - месяц изготовления. Например, S/N: DAG02REVI000001 означает, что товар был произведен в феврале 2017 года.

Table with 10 columns (A-J) and 10 rows (1-0) for date decoding.

Например, AG = 17 = 2017 год

Tested to comply with FCC standards FOR HOME OR OFFICE USE

تعليمات التركيب والأكواد:
اسمك المارون بالشكل المعلوم مع رقم رفع الفاتح
لا تنظر للإشعاع الصادرة عن الإرسال بشكل مباشر.
الترم بالوضعية الصحيحة و العربية عند الإرسال بالموجس.
يجب التأكد من توصيل كافة التوسيلات بالشكل الصحيح.
احفظ الجهاز بعيداً عن مصادر المياه و الرطوبة.
الصل التيار الكهربائي فوراً في حالة الانتهاء بوجود التلوث.
تأكد بأن مصدر الطاقة لديك مناسب لما يحتاجه هذا الجهاز.

MANUFACTURER CONTACT



COUGAR USA Technical Service
Tel: (833) 256-3778
Mail:rma@compuCaseusa.com

CompuCase Enterprise Co., Ltd.
All rights reserved. Made in China



Official website